


NORMAFIX® – Retaining Products

NORMAFIX® BS Fixing clips

With BS fixing clips, pipes and cables can be fitted fast and easily to any structure. They are suitable for all industrial areas where a low-priced and reliable assembly is required.

Short description of technical features



- 1 Solid clip band and precise fit
- 2 Objects are easily and safely retained

Materials

W1	W2	W3	W4	W5
x				x*

* on request

NORMAFIX® – Retaining Products

Clip Types



Fixing clip to DIN standard Light range (BSL)

Thick layer surface protection

Band widths: 10 and 12 mm
Material thicknesses: 1 and 1.5 mm



Fixing clip Standard range (BSN)

Thick layer surface protection

Band width: 20 mm
Material thickness: 2 mm



Fixing clip to DIN standard Heavy duty range (BSS)

Thick layer surface protection

Band width: 25 mm
Material thickness: 3 mm



Fixing clip to DIN standard

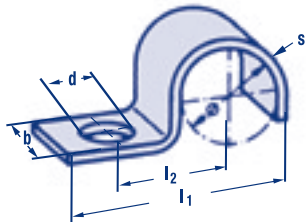
Thick layer surface protection

Band widths: 16 – 40 mm
Material thicknesses: 1.5 – 4 mm

NORMAFIX® – Retaining Products

Survey of sizes, band widths & materials NORMAFIX® BSL

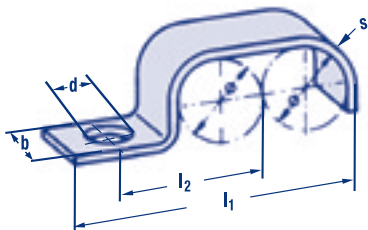
BSL type 510 to DIN 72571
For **1 conduit**



Dia- meter ø (mm)	l ₁ (mm)	l ₂ (mm)	Band Width (mm) b	Bore (mm) d	Material Thick- ness (mm) s
4	18	9	10	4.8	1
5	18.5	9	10	4.8	1
6	20	10	10	4.8	1
7	20.5	10	10	4.8	1
8	22	11	10	4.8	1
9	22.5	11	10	4.8	1
10	23	11	10	4.8	1
11	30	15	12	5.8	1.5
12	30.5	16	12	5.8	1.5
15	34	18	12	5.8	1.5
16	35	18	12	5.8	1.5
18	35.5	18	12	7	1.5
20	37.5	18	12	7	1.5
22	39.5	20	12	7	1.5
24	41.5	21	12	7	1.5

Order reference:
BSL 1 x ø DIN 72571

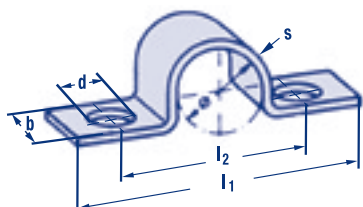
BSL type 510 to DIN 72571
For **2 conduits**



Dia- meter ø (mm)	l ₁ (mm)	l ₂ (mm)	Band Width (mm) b	Bore (mm) d	Material Thick- ness (mm) s
4	22.5	11	10	4.8	1
5	24	11.5	10	4.8	1
6	26.5	13	10	4.8	1
7	28	13.5	10	4.8	1
8	30.5	15	10	4.8	1
10	33.5	16	10	4.8	1
12	43	22	12	5.8	1.5
15	49	28	12	5.8	1.5

Order reference:
BSL 2 x ø DIN 72571

BSL type 512 to DIN 72573
For **1 conduit**

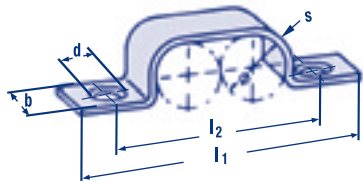


Dia- meter ø (mm)	l ₁ (mm)	l ₂ (mm)	Band Width (mm) b	Bore (mm) d	Material Thick- ness (mm) s
4	29	17	10	4.8	1
5	30	18	10	4.8	1
6	32	20	10	4.8	1
7	32	20	10	4.8	1
8	34	22	10	4.8	1
10	34	22	10	4.8	1
12	46	32	12	5.8	1.5
15	50	36	12	5.8	1.5
18	50	36	12	7	1.5
20	52	38	12	7	1.5
22	54	40	12	7	1.5

Order reference:
BSL 1 x ø DIN 72573

NORMAFIX® – Retaining Products

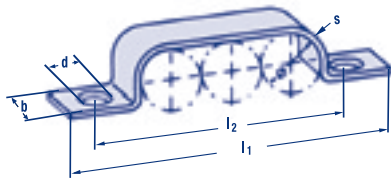
BSL type 512 to DIN 72573
For **2 conduits**



Dia- meter ø (mm)	l ₁ (mm)	l ₂ (mm)	Band Width (mm) b	Bore (mm) d	Material Thick- ness (mm) s
4	33	21	10	4.8	1
5	35	23	10	4.8	1
6	38	26	10	4.8	1
7	39	27	10	4.8	1
8	42	30	10	4.8	1
10	44	32	10	4.8	1
12	58	44	12	5.8	1.5
15	66	52	12	5.8	1.5
18	69	55	12	7	1.5
20	73	59	12	7	1.5
22	77	63	12	7	1.5

Order reference:
BSL 2 x ø DIN 72573

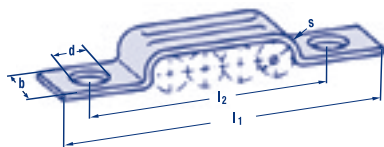
BSL type 512 to DIN 72573
For **3 conduits**



Dia- meter ø (mm)	l ₁ (mm)	l ₂ (mm)	Band Width (mm) b	Bore (mm) d	Material Thick- ness (mm) s
4	39	27	10	4.8	1
5	41	29	10	4.8	1
6	45	33	10	4.8	1
7	47	35	10	4.8	1
8	51	39	10	4.8	1
10	55	43	10	4.8	1
12	71	57	12	5.8	1.5
15	81	67	12	5.8	1.5
18	87	73	12	7	1.5
20	93	79	12	7	1.5
22	99	85	12	7	1.5

Order reference:
BSL 3 x ø DIN 72573

BSL type 512 to DIN 72573
For **4 conduits**



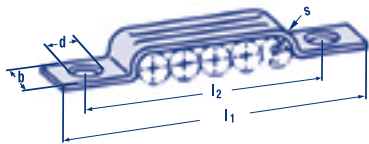
Dia- meter ø (mm)	l ₁ (mm)	l ₂ (mm)	Band Width (mm) b	Bore (mm) d	Material Thick- ness (mm) s
4	44	32	10	4.8	1
5	46	34	10	4.8	1
6	51	39	10	4.8	1
7	54	42	10	4.8	1
8	59	47	10	4.8	1
10	67	55	10	4.8	1
12	83	69	12	5.8	1.5
15	95	81	12	5.8	1.5
18	105	91	12	7	1.5

Order reference:
BSL 4 x ø DIN 72573

NORMAFIX® – Retaining Products

Survey of sizes, band widths & materials NORMAFIX® BSL

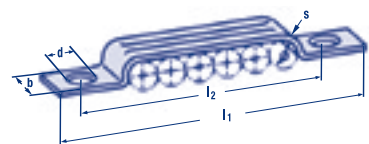
BSL type 512 to DIN 72573
For **5 conduits**



Order reference:
BSL 5 x \emptyset DIN 72573

Dia- meter \emptyset (mm)	l_1 (mm)	l_2 (mm)	Band Width (mm) b	Bore (mm) d	Material Thick- ness (mm) s
4	48	36	10	4.8	1
5	53	41	10	4.8	1
6	57	45	10	4.8	1
7	63	51	10	4.8	1
8	68	56	10	4.8	1
10	77	65	10	4.8	1
12	95	81	12	5.8	1.5

BSL type 512 to DIN 72573
For **6 conduits**



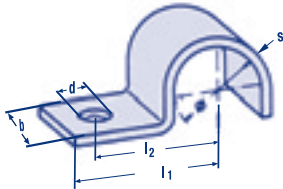
Order reference:
BSL 6 x \emptyset DIN 72573

Dia- meter \emptyset (mm)	l_1 (mm)	l_2 (mm)	Band Width (mm) b	Bore (mm) d	Material Thick- ness (mm) s
4	52	40	10	4.8	1
5	58	46	10	4.8	1
6	64	52	10	4.8	1
7	72	60	10	4.8	1
8	76	64	10	4.8	1
10	90	78	10	4.8	1

NORMAFIX® – Retaining Products

Survey of sizes, band widths & materials NORMAFIX® BSN

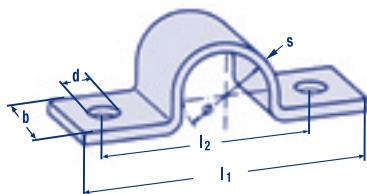
BSN Typ 520
For 1 conduit



Dia- meter ø (mm)	l ₁ (mm)	l ₂ (mm)	Band Width (mm) b	Bore (mm) d	Material Thick- ness (mm) s
8	26	16.5	20	7	2
9	26.5	17	20	7	2
10	26.5	17	20	7	2
12	28	18	20	7	2
13	28.5	19	20	7	2
15	28.5	19	20	7	2
18	30	21.5	20	7	2
19	30.5	22	20	7	2
20	32	22.5	20	7	2
22	35	23.5	20	7	2
23	35.5	25.5	20	7	2
27	37.5	27.5	20	7	2

Order reference:
BSN ø x 20 x 2

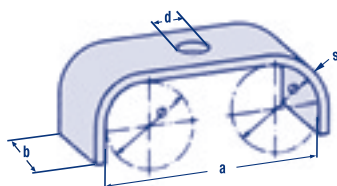
BSN Typ 521
For 1 conduit



Dia- meter ø (mm)	l ₁ (mm)	l ₂ (mm)	Band Width (mm) b	Bore (mm) d	Material Thick- ness (mm) s
7	44	28	20	7	2
9	48	32	20	7	2
10	49	33	20	7	2
11	50	34	20	7	2
12	51	35	20	7	2
13	53	37	20	7	2
15	56	40	20	7	2
18	59	43	20	7	2
19	60.5	44.5	20	7	2
20	65	49	20	7	2
22	67	51	20	7	2
23	68	52	20	7	2
26	68	52	20	7	2

Order reference:
BSN ø x 20 x 2, two lugs

BSN Typ 522
For 2 conduits



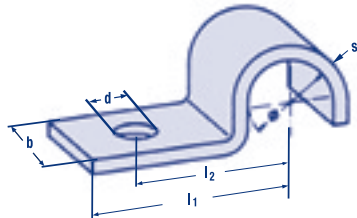
Dia- meter ø (mm)	a (mm)	Band Width (mm) b	Bore (mm) d	Material Thick- ness (mm) s
9	26	20	7	2
10	28	20	7	2
12	32	20	7	2
13	34	20	7	2
15	38	20	7	2
18	44	20	7	2
19	46	20	7	2
20	48	20	7	2
22	52	20	7	2

Order reference:
BSN 2 x ø x 20 x 2

NORMAFIX® – Retaining Products

Survey of sizes, band widths & materials NORMAFIX® BSS

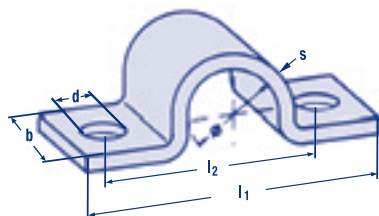
BSS Typ 530
For **1** conduit



Dia- meter ø (mm)	l ₁ (mm)	l ₂ (mm)	Band Width (mm) b	Bore (mm) d	Material Thick- ness (mm) s
10	28	18.5	25	9	3
12	39	24	25	9	3
13	39.5	24.5	25	9	3
15	40.5	25.5	25	9	3
18	42	28	25	9	3
19	43.5	29	25	9	3
20	44	29.5	25	9	3
22	44	29.5	25	9	3
23	44.5	30	25	9	3
26	52	36	25	9	3
28.5	52	36	25	9	3
31	56	40	25	9	3
36	58	41.5	25	9	3
39	58.5	42	25	9	3
43	70	50	25	9	3

Order reference:
BSS ø x 25 x 3

BSS Typ 531
For **1** conduit

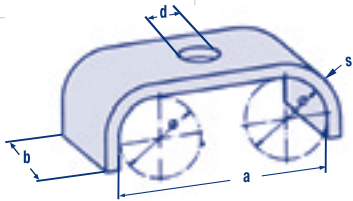


Dia- meter ø (mm)	l ₁ (mm)	l ₂ (mm)	Band Width (mm) b	Bore (mm) d	Material Thick- ness (mm) s
10	49	33	25	9	3
12	50	34	25	9	3
13	52	36	25	9	3
15	55	39	25	9	3
18	58	42	25	9	3
19	60	44	25	9	3
20	69	49	25	9	3
22	69	53	25	9	3
23	82	56	25	9	3
26	84	58	25	9	3
28.5	89	63	25	9	3
31	90	64	25	9	3
36	106	80	25	9	3
39	110	84	25	9	3
43	115	89	25	9	3

Order reference:
BSS ø x 25 x 3, two lugs

NORMAFIX® – Retaining Products

BSS Typ 532
For 2 conduits



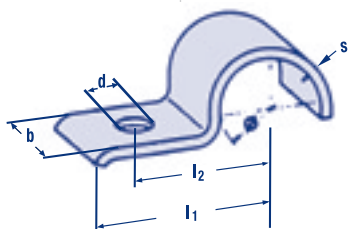
Order reference:
BSS 2 x \emptyset x 25 x 3

Dia- meter \emptyset (mm)	a (mm)	Band Width (mm) b	Bore (mm) d	Material Thick- ness (mm) s
10	30	25	9	3
12	34	25	9	3
13	36	25	9	3
15	40	25	9	3
18	46	25	9	3
20	50	25	9	3
22	54	25	9	3
23	56	25	9	3
26	62	25	9	3

NORMAFIX® – Retaining Products

Survey of sizes, band widths & materials NORMAFIX® FIXING CLIPS TO DIN

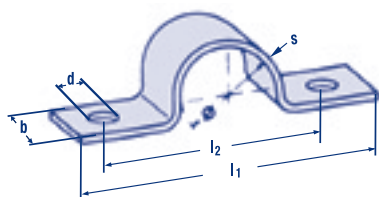
Fixing clip type 540 to DIN 1596
For **1 conduit**



Dia- meter ø (mm)	l ₁ (mm)	l ₂ (mm)	Band Width (mm) b	Bore (mm) d	Material Thick- ness (mm) s
7	26	14	16	7	2
9	28	16	16	7	2
13	30	18	20	7	2
15.5	32	20	20	7	2
19	34	22	20	7	2
23	43	28	25	9	3
26	44	29	25	9	3
28.5	47	32	25	9	3
31	47	32	25	9	3
33	56	36	25	9	3
36	57	40	30	11	3
39	59	42	30	11	3
43	61	44	30	11	3
46	62	45	30	11	3
49	67	48	40	14	4
52	72	53	40	14	4
58	74	55	40	14	4
61	77	58	40	14	4

Order reference:
Fixing clip ø DIN 1596

Fixing clip type 541 to DIN 1597
For **1 conduit**



Dia- meter ø (mm)	l ₁ (mm)	l ₂ (mm)	Band Width (mm) b	Bore (mm) d	Material Thick- ness (mm) s
7	44	28	16	5.8	1.5
9	48	32	16	5.8	1.5
13	52	36	16	5.8	1.5
15.5	56	40	16	5.8	1.5
19	60	44	16	5.8	1.5
23	76	56	20	7	2
26	78	58	20	7	2
28.5	84	64	20	7	2
31	84	64	20	7	2
33	92	72	20	7	2
36	104	80	25	9	3
39	108	84	25	9	3
43	112	88	25	9	3
46	114	90	25	9	3
49	118	90	30	11	3
52	134	106	30	11	3
58	138	110	30	11	3
61	138	110	30	11	3

Order reference:
Fixing clip ø DIN 1597